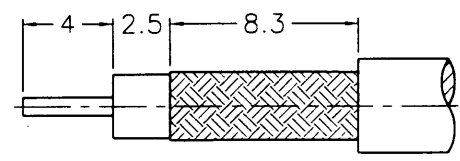
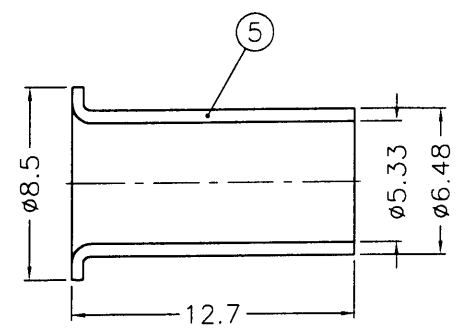
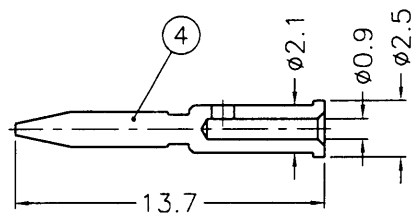
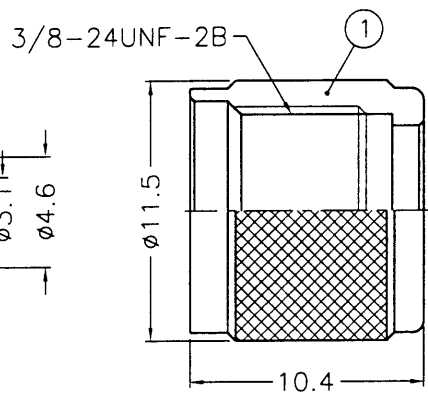
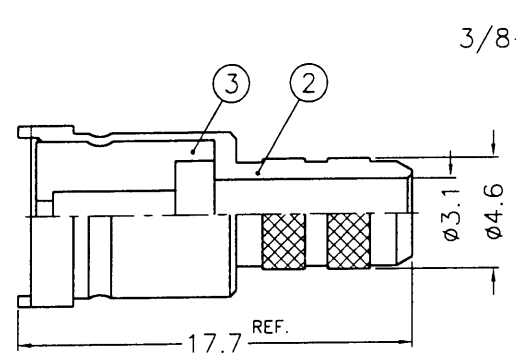


1 2 3 4 5 6 7 8


REVISIONS		
ISS	ZONE	DESCRIPTION\PER REQUEST\DATE



RECOMMENDED
CABLE STRIPPING DIM'S
(建議剝線尺寸)



NOTES: FINISH (PLATING THICKNESS IN MICRO-INCHES)
 1. BRASS PER QQ-B-626
 2. NICKEL PL. 100 MIN. THICK OVER COPPER STRIKE
 3. GOLD PL. 3 MIN. THICK OVER NICKEL PL. 100 MIN. THICK OVER COPPER STRIKE
 4. TEFLON MIL-P-19468



DIMENSIONS ARE IN MILLIMETERS						PART NO.					
5	FERRULE	COPPER	NOTE 2	1	FR-85/533-648/533X127C	UNLESS OTHERWISE SPECIFIED TOLERANCES 0.5-6 = ±0.2 6-30 = ±0.4 30-120 = ±0.6 120-315 = ±1 315-1000 = ±1.6 1000-2000 = ±2.4			APPROVED	DATE	TITLE
4	CONTACT PIN	NOTE 1	NOTE 3	1	MU5000-4-25/09				Mark C	05-10-99'	MINI-UHF CRIMP PLUG
3	INSULATOR	NOTE 4	NATURAL	1	MU5000-3T-50-B				Mark C	05-10-99'	DRAWING NO.
2	BODY	NOTE 1	NOTE 2	1	MU5000-2-46/31-B				Betty S	05-10-99'	KJ-MU1121A1-NT3G-58U-50
1	SHELL	NOTE 1	NOTE 2	1	MU5000-1						FILE NO. F:\DWG\MU\1121A1\58U-50\NT3G
NO.	DESCRIPTION	MATERIAL	FINISH	Q'TY	DRAWING NO.	SCALE	3/1	ISSUE	A		

8/11/98

F
E
D
C
B
A

F
E
D
C
B
A

1 2 3 4 5 6 7 8