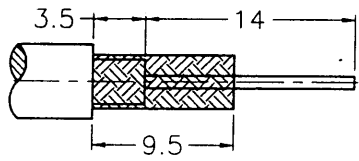


REVISIONS			
ISS	ZONE	DESCRIPTION\PER REQUEST\DATE	
A1	E-5	ADDED "RECOMMENDED CABLE STRIPPING DIM'S"\N/A \05-24-99'	
B	E-7	STAKE IN 6 PLACES WAS ROLLING\RD-DM92080601W\ 08-06-03'	

SALES

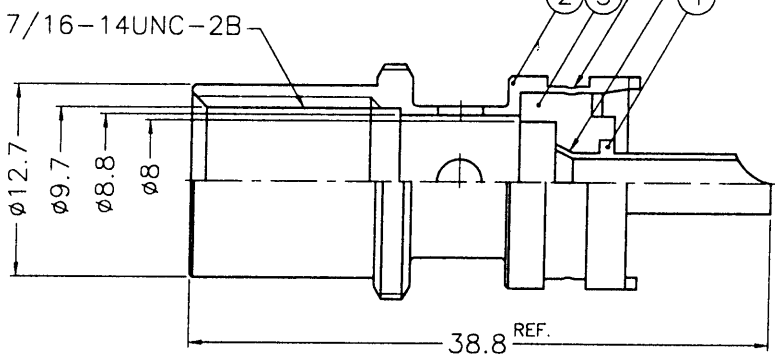
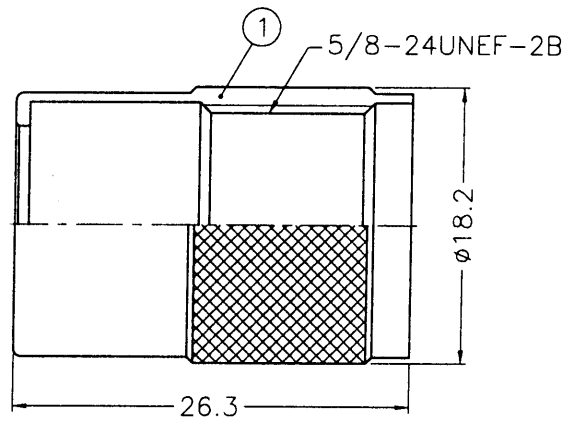
REMARK: 1. NO.3 MUST WITHSTAND A 6 lbs. MIN. PUSHOUT FORCE FROM NO.2 AFTER STAKING OPERATION
 2. REMARK 1 IS MAINTAINED BY STAMPING THE SIX POINTS SHOWN ON THE DRAWING WITHOUT PUNCTURING NO.2
 (1. 打六點後零件3由零件2推出至少必須承受6磅推力)
 (2. 打六點後除需符合備註1要求外且不可擊穿零件2)



RECOMMENDED CABLE STRIPPING DIM'S (建議剝線尺寸)

STAKE IN 6 PLACES EQUALLY SPACED 60° APART (打六點 間隔 60°) (SEE REMARK 1,2)

FLARING (撐開)



ISSUED
2003. 11. 27
R&D

NOTES: FINISH (PLATING THICKNESS IN MICRO-INCHES)
 1. BRASS PER QQ-B-626
 2. NICKEL PL. 100 MIN. THICK OVER COPPER STRIKE
 3. SILVER PL. 200 MIN. THICK OVER COPPER STRIKE
 4. PHENOLIC, YELLOW PER PANTONE 110C

DIMENSIONS ARE IN MILLIMETERS		PART NO.	
UNLESS OTHERWISE SPECIFIED TOLERANCES		APPROVED	DATE
0.5-6 = ±0.2		<i>Com. W</i>	11-27-03'
6-30 = ±0.4		CHECKED	DATE
30-120 = ±0.6		<i>Com. W</i>	11-27-03'
120-315 = ±1		DRAWN	DATE
315-1000 = ±1.6		<i>Angela W</i>	11-27-03'
1000-2000 = ±2.4			

Amphenol	
Danbury, CT, USA - Tainan, Taiwan - Shenzhen, China	
TITLE	UHF SOLDER PLUG
DRAWING NO.	U1181C1-NPHS-50
ITEM NO.	061181AAA00NT5F

NO.	DESCRIPTION	MATERIAL	FINISH	Q'TY	DRAWING NO.
4	CONTACT PIN			1	U5290-4
3	INSULATOR			1	U5290-3PHE-50
2	BODY			1	U5290-2
1	SHELL			1	U5290-1

SCALE	2/1	ISSUE	B	FILE NO.	F:\DWG\U\1181C1\50\NPHS-B
-------	-----	-------	---	----------	---------------------------

RD-DR 1994/ 8

F
E
D
C
B
A

F
E
D
C
B
A